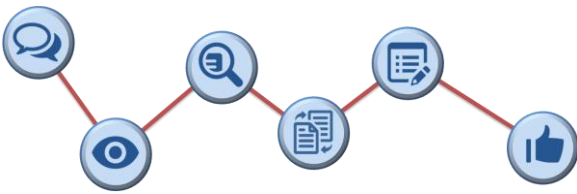
A decorative graphic at the top of the main content area. It consists of six circular icons connected by red lines, identical to the one at the top of the page. The icons are: a speech bubble, a magnifying glass, a document with a pencil, a document with a checkmark, an eye, and a thumbs-up.

NHS
Funded by
Health Education North West

Introduction to Literature Searching Pre-registration overview

The logo for the LIHNN MOOC. It features the 'LIHNN' logo (a blue square with 'LIH' above 'NN') followed by the word 'mooc' in a large, white, lowercase, rounded sans-serif font.



Welcome to the LIHNN Introduction to Literature Searching MOOC!

What is a MOOC?

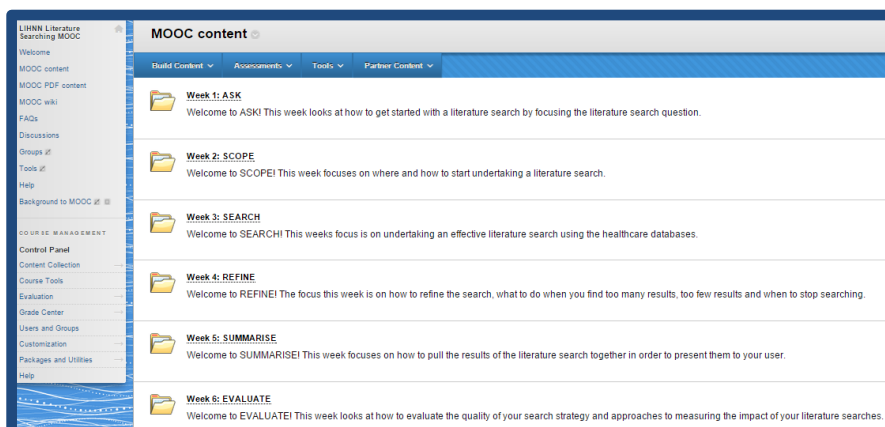
A MOOC or, Massive Open Online Course is a 'free at the point of delivery' innovative online educational resource. Traditionally used by universities as a marketing tool to showcase their courses to potential students, MOOCs aim to develop peer learning networks utilising a variety of social media, supported by video lectures, discussion boards and open educational resources (OERs).

The generic characteristics of a MOOC can be summarised as:

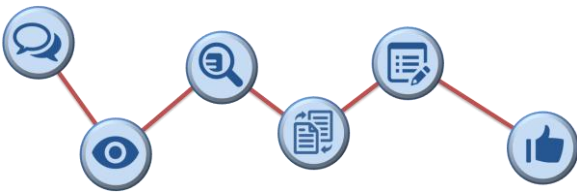
- free at the point of delivery to 'participants' often delivered via open access software
- have no formal entry requirements
- do not typically offer a qualification (only a certificate of participation)
- have a global reach
- are based on the strong moral argument of 'education for all'

LIHNN Introduction to Literature Searching MOOC

The LIHNN Literature Searching MOOC aims to provide librarians with the knowledge, skills and examples to provide an effective literature search service. The MOOC has been funded by Health Education North West is a pilot project that will initially run for 6 weeks.



LIHNN Literature Searching MOOC



Hosted in Blackboard Coursesites, the content is broken down into 6 sections:

Week 1 ASK will look at how we refine the request from the user so we know exactly what we are searching for.

Week 2: will look at how we SCOPE the resources, to select the most appropriate source to undertake the literature search in.

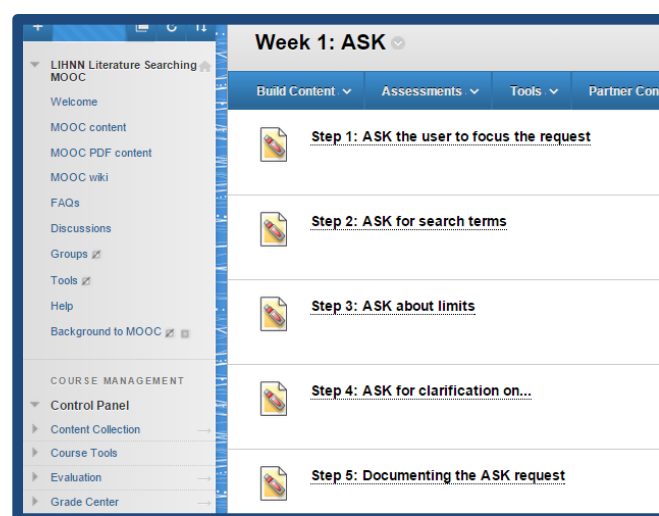
Week 3: will look at how we can undertake an effective literature SEARCH using textwords and thesaurus terms.

Week 4: will look at how we can REFINE the search, techniques to narrow/broaden the search

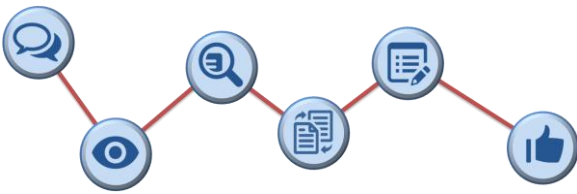
Week 5: will look at how we can SUMMARISE the results of the literature search and how we can present these results to the user.

Week 6: we'll look at how we can EVALUATE the quality, the performance and the impact of our literature searches to provide evidence for the Library Quality Assurance Framework, or LQAF.

Each week the content is broken down into a series of steps, making it easier to dip in and out of when you have the chance.



Example of the step-by-step approach in Week 1: ASK



It is anticipated that working through the MOOC will take between 1.5-2.5 hours a week, that's around 30 minutes a day. The content is made up of lectures, exercises, quizzes, videos, animations with a link out to a wiki hosting additional resources.

The emphasis of the MOOC is on developing the practical skills required to set up, deliver and evaluate a literature searching service. However, further reading is also provided on the accompanying MOOC wiki, should you wish to find out more.

Who is the MOOC aimed at?

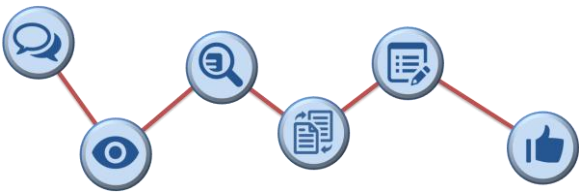
The MOOC is aimed specifically at healthcare librarians rather than students or clinicians who want to learn how to do a literature search. The MOOC itself was funded by NHS England as such uses the NHS England resources provided through the NHS Athens login.

However, even if you don't have an NHS England Athens account, you will still be able to view and take part in the MOOC as the skills being taught are transferable to other database platforms, you just won't be able to replicate the demonstration searches in the HDAS database platform.

Whilst the MOOC will be invaluable to librarians new to literature searching we hope that it may also be a useful resource for those already competent in literature searching by going beyond simply the process of learning how to undertake a literature search to learning how to provide a literature searching service from the very start of the process in knowing how to deal with refining a users' request through to evaluating the impact of the literature search.

In addition, the MOOC offers access to resources, templates and real-life examples of how librarians develop, deliver and evaluate their literature searching service to offer some ideas of how to use your literature searching service to provide evidence for LQAF, the Library Quality Assurance Framework.

It also offers an opportunity for health librarians to refresh or upskill and will be particularly useful to librarians looking to move into a new role that involves delivering



a literature search service, but who have no previous experience or know what to expect. It will also be useful for those undertaking CPD requirements for CILIP accreditation or revalidation.

And finally, if you just want to know how others develop, deliver and evaluate their literature searching services, or want some useful resources for training your users in literature searching then this MOOC offers all of this and more.

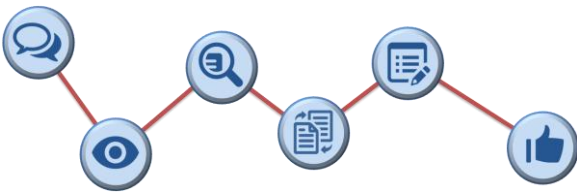
Learning Outcomes

By the end of the course, participants should be able to:

- ❖ Identify key concepts from the user to focus the search request
- ❖ Select appropriate resources and match them to the literature search request
- ❖ Conduct a literature search using textwords and thesaurus terms
- ❖ Identify techniques to refine the literature search
- ❖ Present search results in a bibliography, summary or synthesis format
- ❖ Map where literature searches can be used as evidence for LQAF
- ❖ Evaluate the quality, performance and impact of the literature search
- ❖ Present your evaluations to different audiences

Why a Literature Searching MOOC?

In an era when library budgets are being reduced, a MOOC offers a viable alternative to face-to-face training courses which often incur workshop fees, travel and subsistence costs not to mention time away from the desk. As a free at the point of delivery training resource which can be completed at the workplace or home, it also means that you can take the training at your own pace, dipping in and out when you have the time.



A MOOC therefore can be a cost-effective way of ensuring that learning the essential information literacy skills required to be an evidence-based practitioner are freely accessible to all.

Furthermore, most of the search skills training on offer tends to focus on *how to undertake* a literature search, rather than the learning *how to develop, deliver and evaluate* the whole literature search service package.

What do you need to access the MOOC?

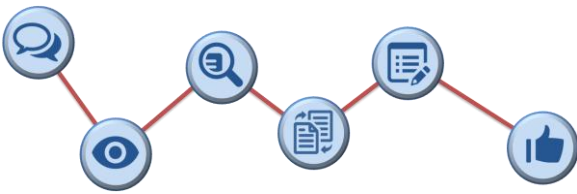
As it is a pilot project, the MOOC will initially only be accessible via the Google Chrome or IE 10 (upwards) browsers. In addition, you will also need to be able to access YouTube to watch the demonstration searches and animations.

In order to participate fully you will also need to have your NHS England Athens login to hand. As mentioned earlier, the MOOC has been funded via Health Education North West and as such all demonstration searches and searching exercises have been developed using the NHS resources. However, if you are not an NHS England employee, you can still undertake the exercises using your own native database interfaces, however, all answers to the exercises are provided with reference to NHS England resources.

Finally, a willingness to participate in the MOOC and feedback on the exercises will hopefully provide improve the experience for all who participate.

When does the MOOC start?

Registration for the MOOC will commence the week of the 21st September 2015, Week 1 of the MOOC will start on the 5th October 2015.



Timetable

Content	Week commencing
Registration and welcome	From 21 st September 2015
Week 1: ASK	5 th October 2015
Week 2: SCOPE	12 th October 2015
Week 3: SEARCH	19 th October 2015
<i>Catch-up week</i>	26 th October 2015
Week 4: REFINE	2 nd November 2015
Week 5: SUMMARISE	9 th November 2015
Week 6: EVALUATE	16 th November 2015

Certificate

Unfortunately, we are unable to provide any credits for completing this MOOC, instead a 'Certificate of Completion' can be requested at the end of the MOOC.

How to register for the MOOC

- ❖ Go to: [www.coursesites.com/s/ LIHNNMOOCLS](http://www.coursesites.com/s/LIHNNMOOCLS)
- ❖ Click on 'self-enrol'
- ❖ Create a Coursesites account (if you don't already have one)
- ❖ Complete the form to access the MOOC

Further information/support

More background on how the MOOC was developed can be found on the Welcome page once you have enrolled on the MOOC. If you require assistance registering for the MOOC or want further information, please email Michelle Maden/Gil Young at:

lihnnmooc@gmail.com

Thank you and we hope you enjoy the MOOC!